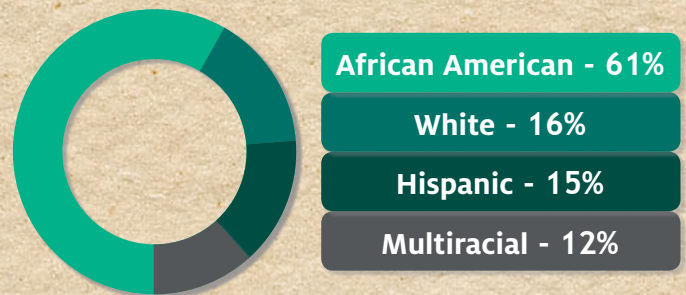



Youth Homelessness in Harris County

Youth Count 2.0, a community-based research study, looked at homeless youth ages 13-24 in Harris County during October-November 2014. A total of 632 youth were counted during that four week period. Of those counted, 434 completed surveys from which the following data are based. Strategies for recruitment included visiting shelters, magnet events and street outreach. The study used inclusive definitions of youth homelessness including:

- Youth who live in emergency shelters, transitional housing, hotel/motels, cars, abandoned building, on the street, or in a space not designed for human habitation.
- Youth who are unstably housed, staying temporarily with friends or acquaintances or doubled up, or do not know where they can stay 30 days from now.

DEMOGRAPHICS



63% came from the Houston Area



25% identify as LGBTQ



Male - 54%

Female - 42%

Transgender/Other - 4%



24% have children

6% are pregnant



68% had a previous episode of homelessness

58% had been involved in a public system of care

41% had been in the foster care system at some point

22% aged out of foster care

31% had been involved with the juvenile justice system

13% aged out of juvenile justice

EDUCATIONAL & VOCATIONAL OUTCOMES



51% completed high school

7% received their GED

28% are still in school

21% currently work



HIGH RISK FOR VICTIMIZATION AND POOR HEALTH OUTCOMES

29% traded sex to meet their needs

31% had been raped

31% had been physically abused

28% had been sexually abused

55% had been emotionally abused

48% met the criteria for current mental distress


24% had attempted suicide

51% had been in a detention center, jail, or prison

NEED FOR SERVICES

37% had gone to a shelter and not stayed the night.
TOP REASON: The shelter was full

50% had thought of going to a shelter but did not
TOP REASON: Thought they could make it on their own



49% don't have a birth certificate



49% don't have a license or state ID



36% don't have a social security card

RECOMMENDATIONS

- Expand housing and shelter services for youth/young adults
 - Broaden age restriction to include youth younger than 18 and older than 21
 - Develop more youth/young adult specific services.
- Connect youth with tangible support for educational and vocational training
- Utilize public systems such as schools, child welfare, and juvenile justice as a point of early intervention and prevention
- Increase university partnerships to research and implement best practices for health promotion and disease prevention

For questions about Youth Count 2.0:

Dr. Sarah Narendorf:
sanarendorf@uh.edu
(713) 743-8672

Dr. Diane Santa Maria
Diane.M.SantaMaria@uth.tmc.edu
(713) 500-2187

CONTACT